




## CITY MULTI Y-Series

OUTLINE

# R410A

**Powerful and flexible solutions allow switching between heating and cooling.**



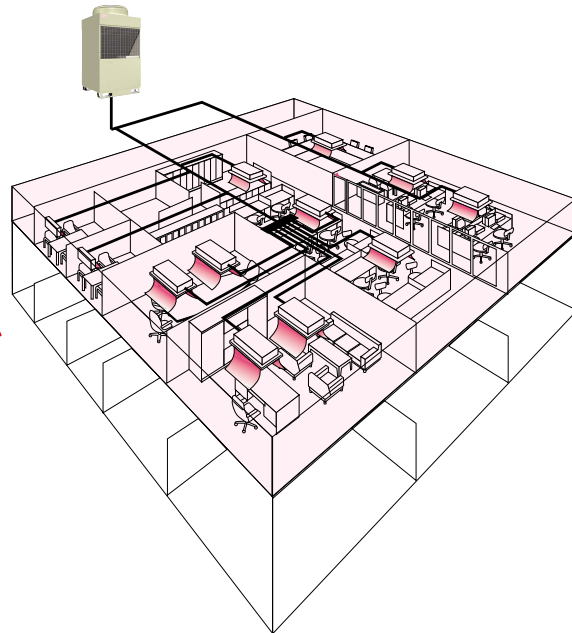
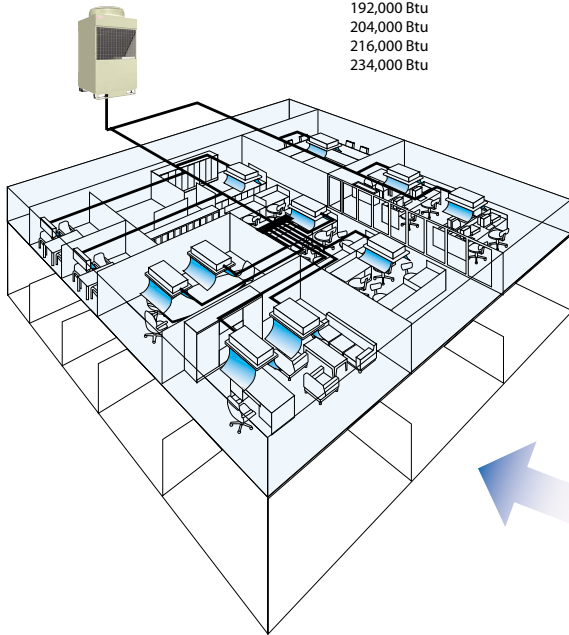
72,000 Btu  
96,000 Btu  
108,000 Btu  
126,000 Btu  
144,000 Btu  
168,000 Btu  
192,000 Btu  
204,000 Btu  
216,000 Btu  
234,000 Btu



BUILDING  
MANAGEMENT  
SYSTEM

Flexibility is the word that best describes the Y-Series. A wide line-up of system sizes, indoor unit styles and a simplified piping installation allow the Y-Series to conform to almost any application.

Depending on the capacity, 13 to 32 indoor units can be connected to each condensing unit for maximum design flexibility. This also enables customized temperature control for each individual room. As with all City Multi systems, the Y-Series can be easily operated by local or centralized control.



Number of Connectable Indoor Units

72,000 Btu max. **13**

234,000 Btu max. **32**

Total Capacity of Connectable Indoor Units

50% - 130%